

You Measure. We design.  
**It's that easy.**

# SolidWoodCabinets.com

manufacturer & distributor of all wood cabinetry



a homeowner's guide to measuring your kitchen

# MEASURING YOUR KITCHEN

STEP BY STEP

**NOTE:** Please Email or fax your completed form and kitchen layout or bring them into a showroom near you to discuss with one of our Professional Kitchen Designers.

## 1. THE ROOM

**a** Measure wall to wall and draw a rough outline of your kitchen notating all doors, doorways and windows.

**b** Measure the ceiling height and write it in the center of your drawing.

## 2. THE WINDOWS & ENTRYWAYS

**a** Measure the width and height of the windows and all entryways, including the outside trim.

## 3. THE WALLS

**a** Beginning at the top left corner of your drawing, measure to the first window, door or wall. Continue clockwise around the room and until the entire room has been measured.

*Note: When measuring windows and doors the trim is considered part of the door or window.*

## 4. OBSTRUCTIONS

**a** Notate the exact location of the sink, water pipes, gas lines, radiators and any other obstructions in the room that cannot be moved.

**b** Measure the distance from the obstruction to the walls on either side of it.

## 5. THE APPLIANCES

**a** Measure the width, height and depth of all appliances.

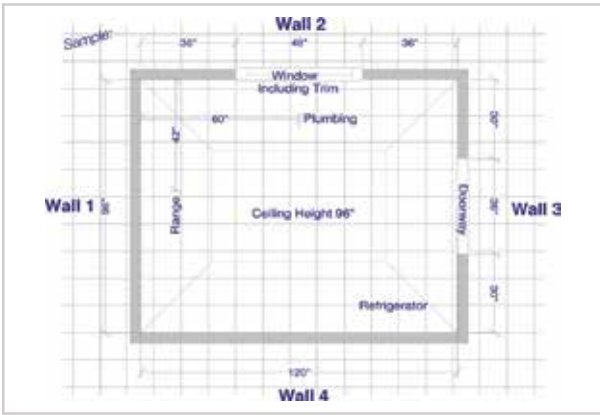
**b** Mark the location for all appliances on you drawing.



DATE: \_\_\_\_\_  
 FULL NAME: \_\_\_\_\_  
 TELEPHONE: \_\_\_\_\_  
 EMAIL: \_\_\_\_\_  
 FAX: \_\_\_\_\_

STYLE CHOICE: \_\_\_\_\_  
 SALES REP. NAME: \_\_\_\_\_  
 TELEPHONE: \_\_\_\_\_  
 EMAIL: \_\_\_\_\_  
 FAX: \_\_\_\_\_

**Starting to Measure:** It's finally time to sharpen those pencils and dig out your tape measure. Please fill out this page completely so we can provide you with an accurate kitchen design and price quote. Please keep in mind that these measurements must be 100% accurate for your new cabinets to fit properly. Don't forget to double check your measurements.



Total Dimensions	
Wall #1	
Wall #2	
Wall #3	
Wall #4	
Floor to Ceiling	
Width of Window, Wall # ____	
Width of Window, Wall # ____	
Other	

Wall Cabinets							
Wall cabinet height:	30"	36"	42"				
Do you have a soffit?	yes	wall# ____	no				
Cabinet height above refrigerator:	12"	15"	18"	21"	24"	none	
Cabinet height above range:	12"	15"	18"	21"	24"	wood hood	microwave


Dimensions of Appliances			
Refrigerator	___ W x ___ H x ___ D	Range Hood	___ W x ___ H x ___ D
Stove	___ W x ___ H x ___ D	Sink	___ W x ___ H x ___ D
Dishwasher	___ W x ___ H x ___ D	Wall Over	___ W x ___ H x ___ D
Microwave	___ W x ___ H x ___ D	Other	___ W x ___ H x ___ D

NOTE: Please keep in mind that these measurements must be 100% accurate for your new cabinetry to fit perfectly. Don't forget to double check your work.

DATE: \_\_\_\_\_  
FULL NAME: \_\_\_\_\_  
TELEPHONE: \_\_\_\_\_  
EMAIL: \_\_\_\_\_  
FAX: \_\_\_\_\_

STYLE CHOICE: \_\_\_\_\_  
SALES REP. NAME: \_\_\_\_\_  
TELEPHONE: \_\_\_\_\_  
EMAIL: \_\_\_\_\_  
FAX: \_\_\_\_\_


**DRAW YOUR LAYOUT:** Please use this grid to help you sketch out your kitchen layout. Please Email or fax your completed form and kitchen layout or bring them into a showroom near you to discuss with one of our Professional Kitchen Designers.



DATE: \_\_\_\_\_  
FULL NAME: \_\_\_\_\_  
TELEPHONE: \_\_\_\_\_  
EMAIL: \_\_\_\_\_  
FAX: \_\_\_\_\_

STYLE CHOICE: \_\_\_\_\_  
SALES REP. NAME: \_\_\_\_\_  
TELEPHONE: \_\_\_\_\_  
EMAIL: \_\_\_\_\_  
FAX: \_\_\_\_\_

**DRAW YOUR LAYOUT:** Please use this grid to help you sketch out your kitchen layout. Please Email or fax your completed form and kitchen layout or bring them into a showroom near you to discuss with one of our Professional Kitchen Designers.



*We look forward to designing your dream kitchen...*

# Design is on us.

Measure twice, cut once. An age-old quote that needs no modification to conform to the 21st century. Design on the other hand, well let's Just say that grandma's kitchen served heavenly, fresh rye bread but its aesthetics, well ..... that's where we come In. At **SolidWoodCabinets.com** we can help you recreate the old-style homey atmosphere in a functional kitchen with high-end cabinets. *Shhhh ... don't tell Grandma!*

